

WARNER UNIVERSITY

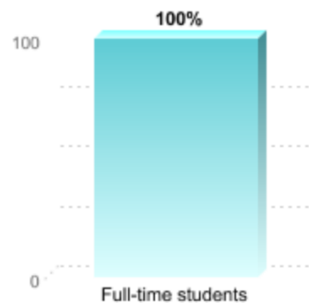


Student Success and Achievement Data

Evaluation and assessment of student success and achievement data is used periodically by Warner University personnel at various levels of corporate structure and within a variety of departments that relate to student success, academic performance, curricula, and student services, and campus security, to assure current trends and student information regarding retention, graduation rates, and effectiveness of programs are considered when making decision that effect the University and the community at large.

RETENTION RATES

RETENTION RATES FOR FIRST-TIME, DEGREE/CERTIFICATE EDUCATION BENEFIT USERS PURSUING BACHELOR'S DEGREES



Retention rate is the percentage of undergraduate students who began their studies in academic year 2013-14 and returned in academic year 2014-15

Varsity Athletic Teams

2017-2018 Varsity Athletes

NAIA Division II	Men	Women
Baseball	57	–
Basketball	46	18
Beach Volleyball	–	10
Football	127	–
Golf	8	2
Soccer	39	24
Softball	–	34
Tennis	12	8
Track and Field, Indoor	17	8
Track and Field, Outdoor	20	8
Track and Field, X-Country	8	7
Volleyball	18	21

- For further information on varsity athletic teams please visit the [OPE Athletics Home Page](#).

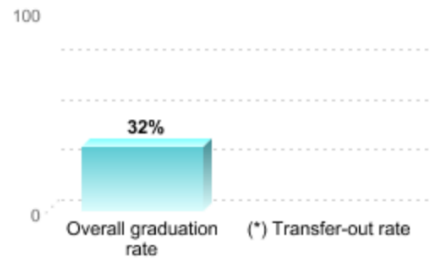
OVERALL GRADUATION RATE AND TRANSFER-OUT RATE

The overall graduation rate is also known as the "Student Right to Know" or IPEDS graduation rate. It tracks the progress of students who began their studies as **full-time, first-time degree- or certificate-seeking students** to see if they complete a degree or other award such as a certificate within 150% of "normal time" for completing the program in which they are enrolled.

Some institutions also report a transfer-out rate, which is the percentage of the full-time, first-time students who transferred to another institution.

Note that not all students at the institution are tracked for these rates. Students who have already attended another postsecondary institution, or who began their studies on a part-time basis, are not tracked for this rate. **At this institution, 61 percent of entering students were counted as "full-time, first-time" in 2018.**

OVERALL GRADUATION AND TRANSFER-OUT RATES FOR STUDENTS WHO BEGAN THEIR STUDIES IN FALL 2012



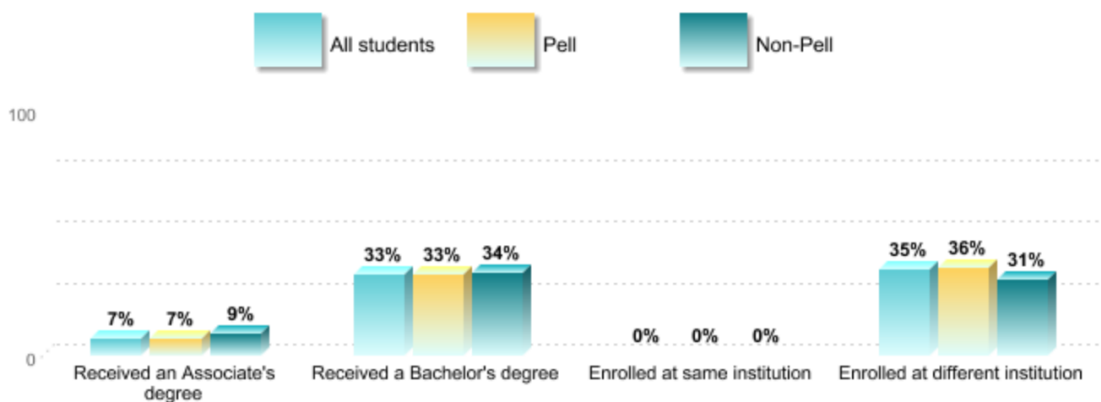
Percentage of Full-time, First-Time Students Who Graduated or Transferred Out Within 150% of "Normal Time" to Completion for Their Program

- (*) Not all institutions report transfer-out rates.

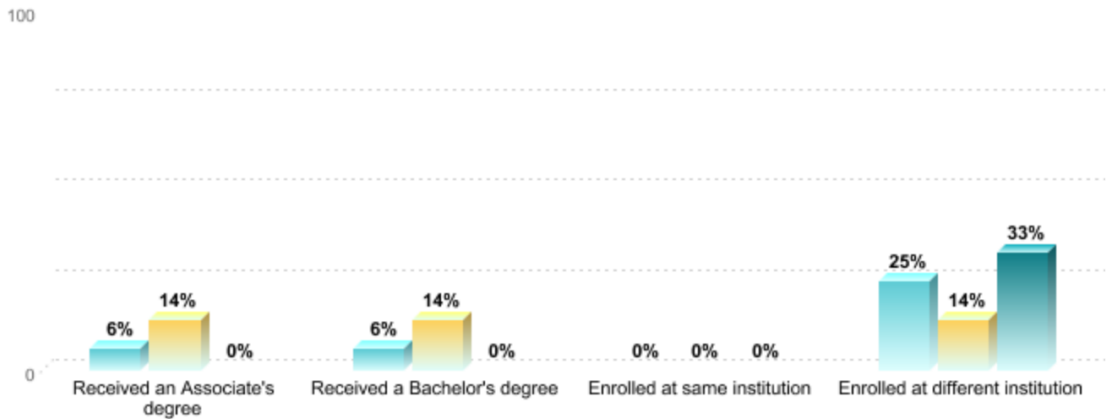
OUTCOME MEASURES

- Alternative measures of student success are reported by degree-granting institutions to describe the outcomes of degree/certificate-seeking undergraduate students who are not only first-time, full-time students, but also part-time attending and non-first-time (transfer-in) students. These measures are also reported for students receiving Pell grants and those students that do not receive Pell grants. These measures provide the 8-year award-completion rates by award level (certificates, associate's and bachelor degrees) after entering an institution. For students who did not earn any undergraduate award after 8-years of entry, the enrollment statuses are reported as either still enrolled at the institution, or subsequently transferred out of the institution. Unlike the Graduation Rates data, all reporting institutions must report on their transfer outs regardless if the institution has a mission that provides substantial transfer preparation.

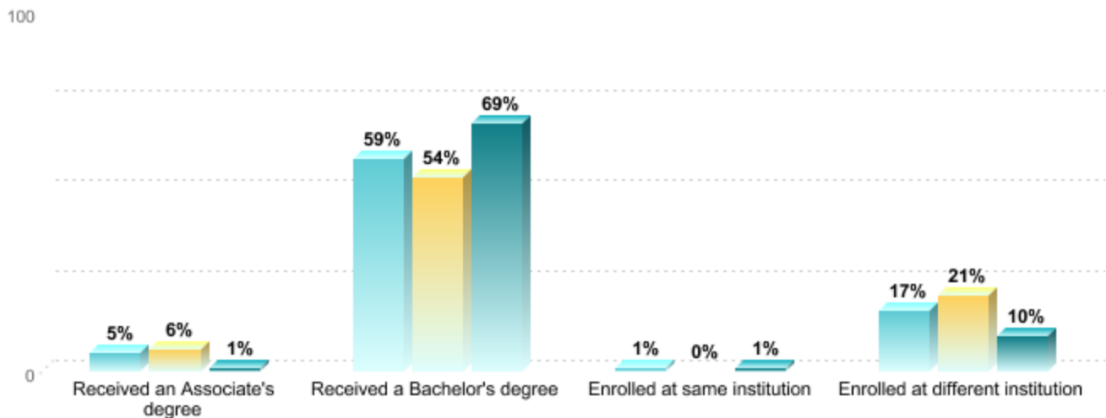
FULL-TIME, FIRST-TIME DEGREE/CERTIFICATE-SEEKING UNDERGRADUATES WHO ENTERED IN 2010-11



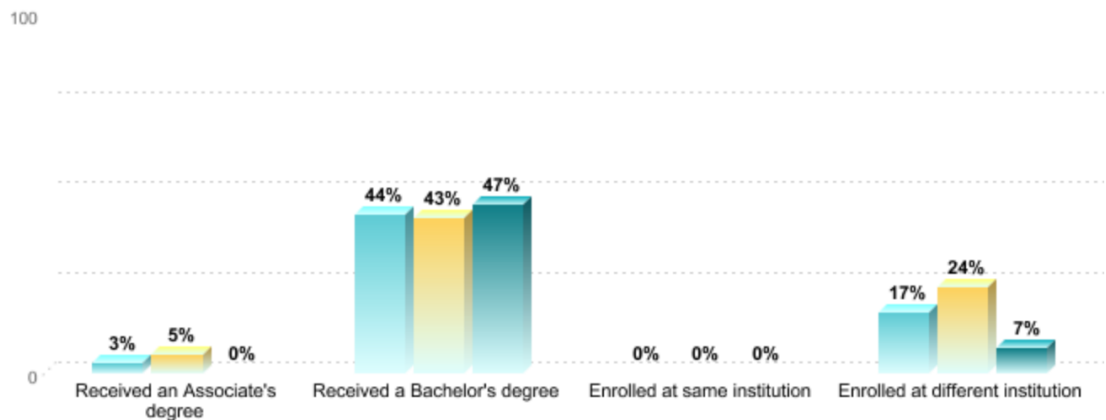
PART-TIME, FIRST-TIME DEGREE/CERTIFICATE-SEEKING UNDERGRADUATES WHO ENTERED IN 2010-11



FULL-TIME, NON-FIRST-TIME DEGREE/CERTIFICATE-SEEKING UNDERGRADUATES WHO ENTERED IN 2010-11



PART-TIME, NON-FIRST-TIME DEGREE/CERTIFICATE-SEEKING UNDERGRADUATES WHO ENTERED IN 2010-11



The data provided in this student achievement report are drawn from the National Center for Education Statistics of the Institute of Educational Sciences (To learn more, visit the Department of Education).

To visit the NCES website, go to: <https://nces.ed.gov/collegenavigator/?q=warner+university&s=all&id=138275#retgrad>